

BIG GAY HEART

Words & Music by
Evan Dando and Tom Morgan

(♩ = 115)



Gmaj7/B



Am



G



C



Gmaj7/B



Am



G



C



D



Take a look in - to some big grey eyes_ and ask your - self_ you wan - na

D7



G



C



make 'em cry,_ look-in' out of them its just as well_ but your gon-na

Am  D7  G 




live to see, — I'm gon - na ask you why. Ei - ther way you got a



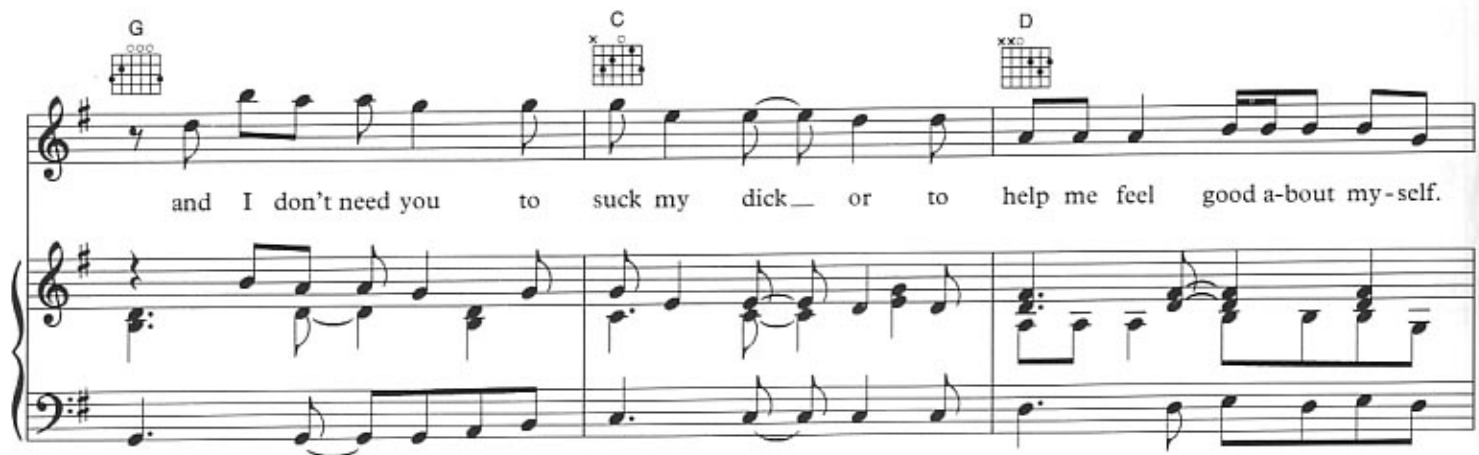
C  D  D7 

bone to pick, — can't you leave that to some - bo - dy else, —



G  C  D 

and I don't need you to suck my dick — or to help me feel good a-bout my-self.



G  N.C. C  D7  G 

Big gay heart, please don't break — my big gay heart,



Bm Am7 C D

— big gay heart, please don't break — my big gay — heart.

Detailed description: This system contains the first two lines of music. The top line is a vocal melody in G major with lyrics. The second line is a piano accompaniment. Above the first line, four guitar chord diagrams are shown: Bm (x222123), Am7 (x02020), C (x32010), and D (xx0232).

G C Gmaj7/B Am7 G

Detailed description: This system contains the third and fourth lines of music. The top line continues the vocal melody. The second line is the piano accompaniment. Above the third line, five guitar chord diagrams are shown: G (320033), C (x32010), Gmaj7/B (x00032), Am7 (x02020), and G (320033).

C Gmaj7/B Am7 G

Detailed description: This system contains the fifth and sixth lines of music. The top line features triplets in the vocal melody. The second line is the piano accompaniment. Above the fifth line, four guitar chord diagrams are shown: C (x32010), Gmaj7/B (x00032), Am7 (x02020), and G (320033).

C G Am C

Why can't you look af - ter your-self — and not down on me, —

Detailed description: This system contains the seventh and eighth lines of music. The top line continues the vocal melody with lyrics. The second line is the piano accompaniment. Above the seventh line, four guitar chord diagrams are shown: C (x32010), G (320033), Am (x02020), and C (x32010).

G  Am  C 



do you have to try to piss me off_ 'cause I'm ca - sy__ to please._




G  Am  C 

Why can't you look af - ter your-self__ and not down on me,___



Gmaj7/B  Am 

yeah, wow!_ I un - der-stand now you're not with the big__ gay scene.



C  D7 



G C D D7

If you can find a way to — add it up, — it might be hard but it might — be e - nough.

G C Am

I'd be grate-ful, I'd be — sat - is - fied — and you might find in time — it would-n't

D7 G C D

feel so bad, af - ter all it does-n't take that much and it would mean the sum — to me.

D7 G C D

— For you to lose the part that's — still a - fraid and — not pre-pared to see,

G N.C. C D7 G

my big gay heart, in the dark — my big gay heart,

Detailed description: This system contains the first two lines of music. The top line is a vocal melody in G major with lyrics. Above it are guitar chord diagrams for G (no capo), C, D7, and G. The bottom two lines are piano accompaniment in G major, featuring a steady bass line and chords in the right hand.

Bm Am7 C D G

— big gay — heart, please don't break — my big gay heart. —

Detailed description: This system contains the second two lines of music. The top line is a vocal melody with lyrics. Above it are guitar chord diagrams for Bm, Am7, C, D, and G. The bottom two lines are piano accompaniment in G major.

C G Am C

Why can't you look af - ter your-self — and not down on me, —

Detailed description: This system contains the third two lines of music. The top line is a vocal melody with lyrics. Above it are guitar chord diagrams for C, G, Am, and C. The bottom two lines are piano accompaniment in G major.

G Am

do you have to try to piss me off — just 'cause I'm ca - sy — to please.

Detailed description: This system contains the final two lines of music. The top line is a vocal melody with lyrics. Above it are guitar chord diagrams for G and Am. The bottom two lines are piano accompaniment in G major.

C

G

Why can't you look af - ter your-self__ and not

Am

C

Gmaj7/B

down on me,__ yeah, wow! I un-der-stand now you're not

Am

C

D

C/D

with the big__ gay scene.__ Big gay

C

D7

G

Bm

heart, please don't break__ my big gay heart.__ Big gay__

Am7 C D G C

— heart, please don't break — my big gay — heart. — Big — gay heart,

Detailed description: This system contains the first two staves of music. The top staff is the vocal line with lyrics. Above it are five guitar chord diagrams: Am7, C, D, G, and C. The bottom two staves are the piano accompaniment, featuring a steady bass line and chords in the right hand.

D7 G Bm Am7

in the dark — my big gay heart. — Big gay — heart,

Detailed description: This system contains the second two staves of music. The top staff is the vocal line with lyrics. Above it are four guitar chord diagrams: D7, G, Bm, and Am7. The bottom two staves are the piano accompaniment.

C D G C Gmaj7/B

please don't break — my big gay — heart. —

Detailed description: This system contains the third two staves of music. The top staff is the vocal line with lyrics. Above it are five guitar chord diagrams: C, D, G, C, and Gmaj7/B. The bottom two staves are the piano accompaniment, which includes a triplet of eighth notes in the right hand.

Am G C Gmaj7/B Am G

Detailed description: This system contains the final two staves of music. The top staff is the vocal line, which ends with a whole note chord. Above it are six guitar chord diagrams: Am, G, C, Gmaj7/B, Am, and G. The bottom two staves are the piano accompaniment, featuring triplet eighth notes in the right hand.